



Extended Butterfly Arm Board Instructions for Use

Caution: Federal Law restricts this device to sale by or on the order of a licensed Physician or Radiation Therapist.

DEVICE DESCRIPTION

Bionix Radiation Therapy Extended Butterfly Arm Board (UTRT-5527A) is a reusable, customizable device intended to be used for the positioning and re-positioning of patients undergoing or receiving a course of external beam radiation therapy for the treatment of cancer and other diseases.

INDICATIONS

The Extended Butterfly Arm Board is intended to be used for the positioning and repositioning of patients undergoing or receiving a course of external beam radiation therapy for the treatment of cancer and other diseases.

CONTRAINDICATIONS

No contraindications have been identified for the use of the Extended Butterfly Arm Board.

STORAGE

Store in a cool, dry environment.

ADVERSE REACTIONS

No adverse reactions have been identified for the use of the Extended Butterfly Arm Board.

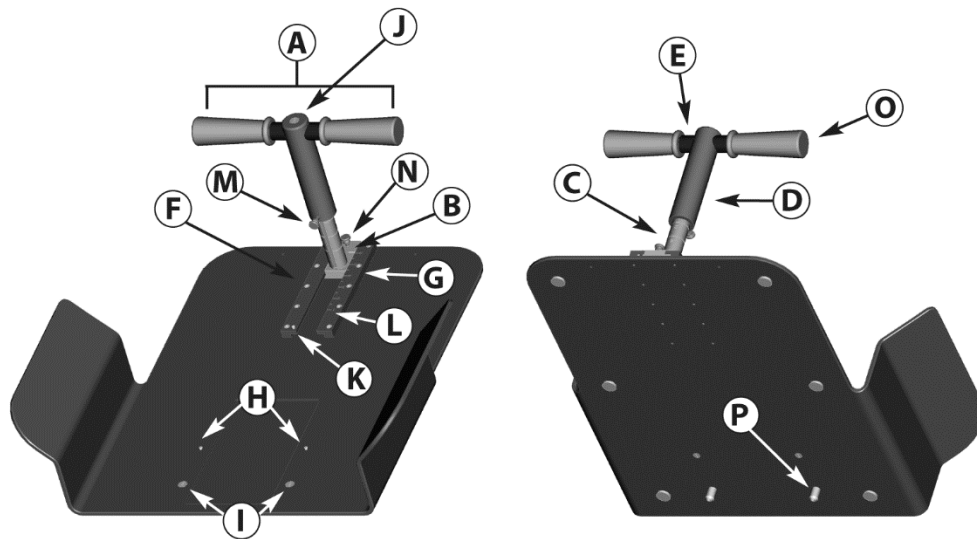
WARNINGS

- Do NOT use the Extended Butterfly Arm Board if the package is damaged or open.
- Inspect the Extended Butterfly Arm Board before each use.
- Do NOT attempt to sterilize the Extended Butterfly Arm Board. Attempts to sterilize the Extended Butterfly Arm Board may result in product damage and / or patient injury.

CLEANING INSTRUCTIONS

Note: It is the user's responsibility to clean products according to hospital protocol / local regulations. Do not use alcohol-based cleaners on this product. Recommended cleaning procedures include:

1. Wipe thoroughly with water-based antiseptic cleaner or foam.
2. Allow to dry before next patient use.



Note: Colors have been added to the illustration for clarity.

Note: The Silverman Head Cups must be punched to used with the Locating Screws.

	Part Description	Quantity	Reorder Number
A.	Extended Butterfly Arm Board: T-Post Assembly	1	5527-20
B.	T-Handle Base	1	5527-21
C.	T-Handle Vertical Post	1	5527-22
D.	T-Handle Female Vertical Post	1	5527-23
E.	T-Handle Horizontal Post	1	5527-24
F.	T-Handle Rail	1	5527-25
G.	T-Handle Rail Engraved	1	5527-26
H.	Slotted Flat Head Screw	2	RM35-0210
I.	Flat Head Screw	2	RM35-0240
J.	Flat Head Screw	2	RM35-0245
K.	Socket Head Cap Screw	2	RM35-0301
L.	Socket Head Cap Screw	10	RM35-0325
M.	Knurled Thumbscrew	1	RM35-0500
N.	Knurled Thumbscrew	1	RM35-0501
O.	Vinyl Grips	2	RM60-0070
P.	Attachment Pegs	2	RM60-0310

1. Position the Extended Butterfly Arm Board on the treatment table using the desired SecureFit Bar Hole Spacing, labeled A1, B1, A2 and B2.






















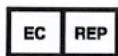
2. Position the Timo or Punched Silverman head cup on the Extended Butterfly Arm Board.
3. Position the patient on the Extended Butterfly Arm Board.
4. Position the handle to the desired height and distance.
5. Optional: For attaching to a Bionix Breast Board, remove the two Attachment Pegs from the plastic pouch. Remove the screws from the pegs and place each peg into each of the larger holes located on the Extended Butterfly Arm Board. The attachment pegs should be attached from the underside of the board (Figure 1). Secure the pegs to the Extended Butterfly Arm Board by attaching the screws that accompany the pegs. By adding these attachment pegs to the Extended Butterfly Arm Board, you can attach the Extended Butterfly Arm Board to any Bionix Breast Board.

Note: If you are using a SecureVac™ Cushion with the Extended Butterfly Arm Board, first remove the two locating screws (located near the center of the Extended Butterfly Arm Board) so they do not puncture the SecureVac Cushion.

Visit www.BionixRT.com for Warranty information

Label Symbol Glossary (Note: not all symbols may be applicable to this product)

Symbol	Title of Symbol	Description of Symbol	Symbol Designation Number	Title of Symbol Standard Development Org. Standard
	Manufacturer	Indicates the medical device manufacturer, as defined in EU Directives 90/385/EEC, 93/42/EEC and 98/79/EC.	5.1.1	ISO 15223-2012
	Authorized representative in the European Community	Indicates the authorized representative in the European Community.	5.1.2	ISO 15223-2012
	Date of manufacture	Indicates the date when the medical device was manufactured.	5.1.3	ISO 15223-2012
	Use-By Date	Indicates the date after which the medical device is not to be used.	5.1.4	ISO 15223-2012
	Batch Code	Indicates the manufacturer's batch code so that the batch or lot can be identified.	5.1.5	ISO 15223-2012
	Catalog Number	Indicates the manufacturer's catalog number so that the medical device can be identified.	5.1.6	ISO 15223-2012
	Serial number	Indicates the manufacturer's serial number so that a specific medical device can be identified	5.1.7	ISO 15223-2012
	Sterilized using ethylene oxide	Indicates a medical device that has been sterilized using ethylene oxide.	5.2.3	ISO 15223-2012
	Sterilized using irradiation	Indicates a medical device that has been sterilized using irradiation.	5.2.4	ISO 15223-2012
	Do Not Resterilize	Indicates a medical device that is not to be reesterilized.	5.2.6	ISO 15223-2012
	Non-sterile	Indicates a medical device that has not been subjected to a sterilization process.	5.2.7	ISO 15223-2012
	Do Not Use if Package is Damaged	Indicates a medical device that should not be used if the package has been damaged or opened.	5.2.8	ISO 15223-2012
	Biological Risks	Indicates that there are potential biological risks associated with the medical device.	5.4.1	ISO 15223-2012
	Do Not Reuse	Indicates a medical device that is intended for one use, or for use on a single patient during a single procedure.	5.4.2	ISO 15223-2012
	Consult Instructions For Use	Indicates the need for the user to consult the instructions for use.	5.4.3	ISO 15223-2012
	Caution	Indicates the need for the user to consult the instructions for use for important cautionary information such as warnings and precautions that cannot, for a variety of reasons, be presented on the medical device itself.	5.4.4	ISO 15223-2012
	European Conformity	EC Declaration of Conformity by Notified Body	Annex XII	MDD 93/42/EEC:2007
	European Conformity	European Conformity	Annex XII	MDD 93/42/EEC:2007
	By Prescription Only	Federal (USA) law restricts this device to sale, distribution, and use by or on the order of a physician.	N/A	FDA 81 Federal Register pg. 38911-38931



Advena, Ltd.
Pure Offices, Plato Close
Warwick, CV34 6WE UK



Bionix Radiation Therapy, LLC.
5154 Enterprise Blvd.
Toledo, OH 43612
www.Bionixrt.com